

---

# User Guide

**International Institute of Research & Wealth Management**

**(IIRWM)**



**International Institute**  
of Research & Wealth Management

---

Author: IIRWM  
Creation Date:  
Last Updated:  
Control Number:  
Version: 1.0.0


# Content

1. How will the Student Register in IIRWM Website? .....	3
2. The Setup Process .....	5
3. How to gain access to course materials?.....	6

# How will the Student Register in IIRWM Website?

To [Register in Website](#) follow these steps:

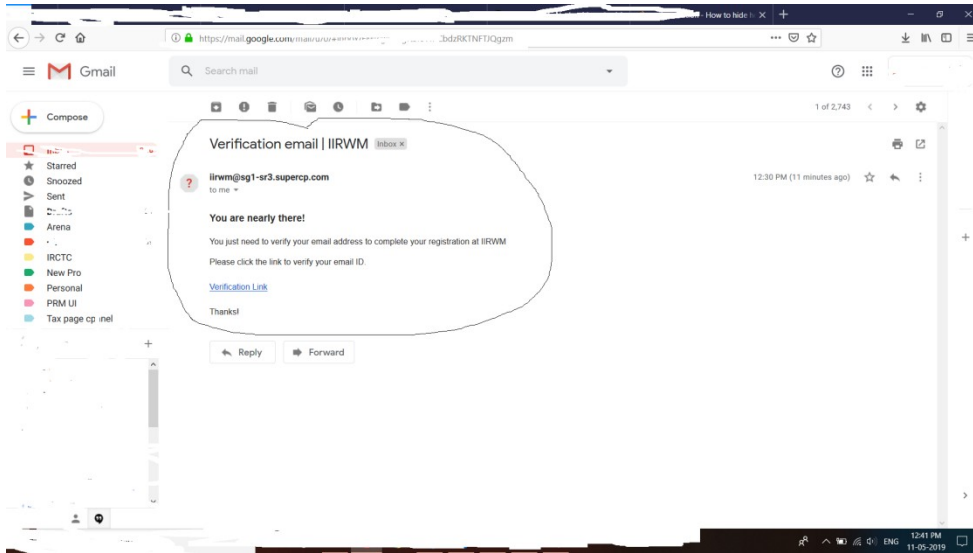
Step 1: Go to the IIRWM Home page. ([www.iirwm.com](http://www.iirwm.com))



Step 2: Fill up all the Details.

Step 3: You will receive an OTP in your Registered Mobile Number. Put OTP here.

#### Step 4: Login to your mail box and verify your email id.



---

# The Setup Process

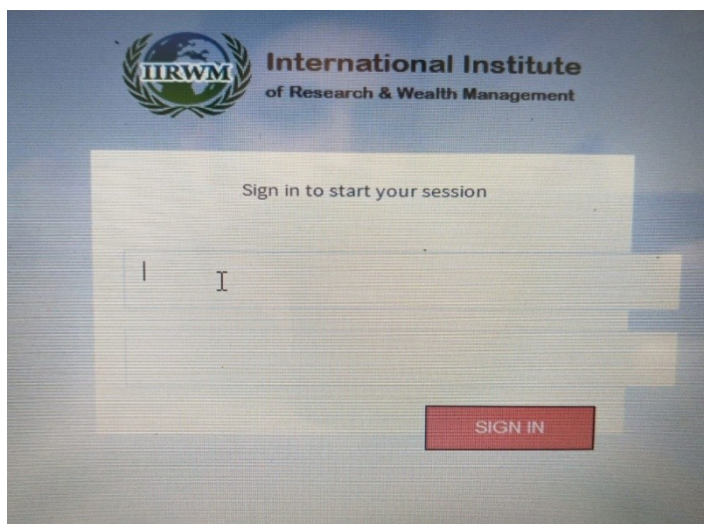
Step 5: Click the “Access Online Course” link on the IIRWM website and download the Windows Desktop Application.



Step 6: Set up/Install the application in your windows laptop/desktop.

Note: - It is compulsory to download & Set up/Install in your system in order to access online course.

Step 7: Open IIRWM application and put e-mail/password. (Sign in to start your session)

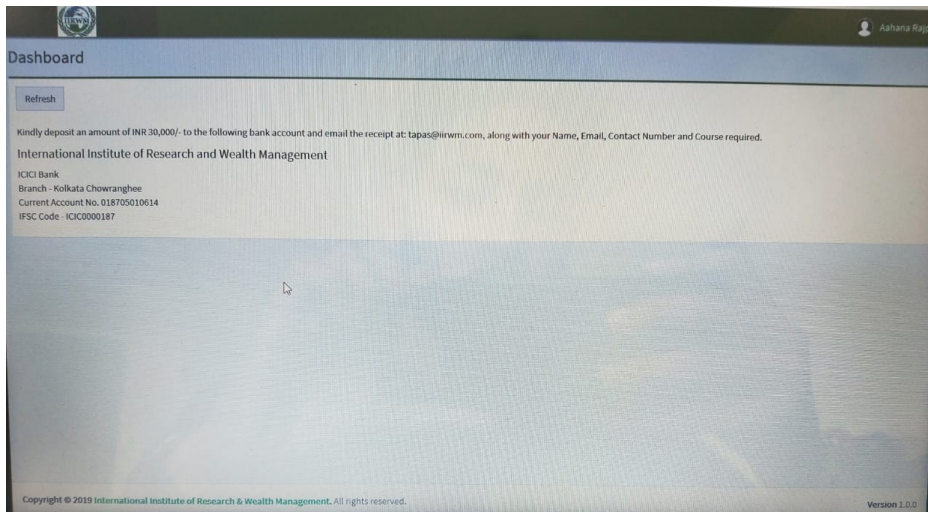


Note: - Once you login from a system, you won't be able to login using a different system. So make sure you are using your computer.

---

## How to Gain Access to Courses?

Step 8: If you login to the system before making the payment, the course materials will not be accessible to you. Kindly follow the instructions shown on the dashboard.



Step 9: Make the payment to the mentioned bank account and send the requested details to tapas@iirwm.com.

Step 10: Once the course is assigned and the same has been communicated to you, you will have access to all the study materials.

